

# Google Classroom Guide

➤ **There are 2 ways to access My School at home.**

1. Go to [www.termoncaniceps.org](http://www.termoncaniceps.org) Click on the homework tab, click on My School

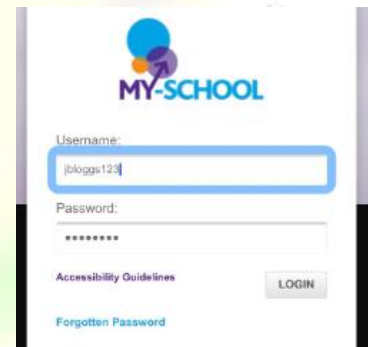
-OR-



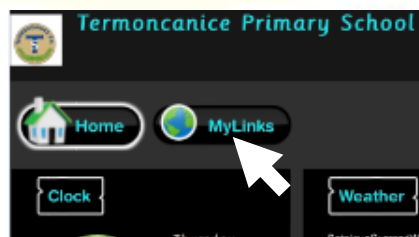
2. Tap the resources section on the school app, Tap on My School.




➤ Log in to My School using the E-learning passport. Eg.



➤ Click on My Links



➤ Click on Google Classroom



- At this point you will be prompted to log on with the My School username e-mail @c2ken.net Eg. *jbloggs123@c2ken.net*

### Active Directory Federated Services V3

Sign in with your organizational account



jbloggs123@c2ken.net

.....

Sign in

*You may wish to download the Google Classroom App. Use the username followed by @c2ken.net and the My School password and you will be able to log on.*

*I suggest downloading the app if you have children in different year groups as you can add all their accounts and navigate easily between each account, without having to enter the password each time. A help sheet for the app has also been provided to support initial logon and managing multiple accounts.*

*Please do not hesitate to contact the school if you require further support in accessing Google classroom.*

Mrs Ferris

ICT Coordinator